
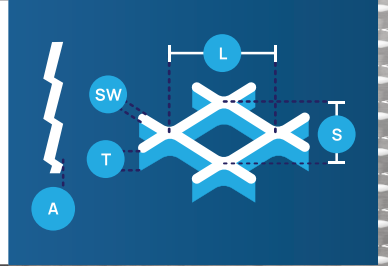

























L	: 10 mm
S	: 5 mm
T	: 1 mm
SW	: 1,5 mm
A	: 2,3 mm
	: 40%



Malzeme Cinsi / Material	Kalınlık / Thickness (mm)	1000x2000 mm	1250x2500 mm	1500x3000 mm	KG
 DC01	0,5				2,40
	0,8				3,84
	1				4,80
 DX51	0,5				2,40
	0,8				3,84
	1				4,80
AISI 304	0,5				2,40
 Alüminium	0,5				0,90
	0,8				1,44
	1				1,80