
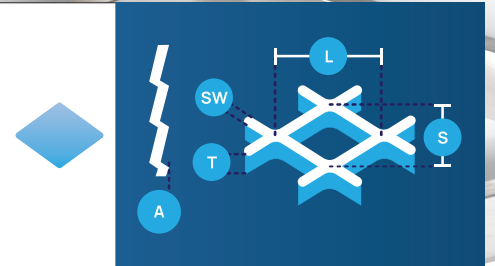

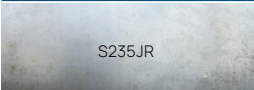













































L	: 110 mm
S	: 45 mm
T	: 2 mm
SW	: 15 mm
A	: 20 mm
	: 33%



Malzeme Cinsi / Material	Kalınlık / Thickness (mm)	1000x2000 mm	1250x2500 mm	1500x3000 mm	 KG
 S235JR	1,5				8,00
	2				10,67
	3				16,00
 DC01	1,5				8,00
	2				10,67
 DX51	1,5				8,00
	2				10,67
 AISI 304	1,5				8,00
	2				10,67
	3				16,00
 ALUMINUM	1,5				3,00
	2				4,00
	3				6,00