
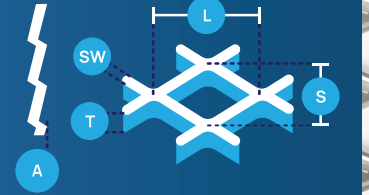











L	: 20 mm
S	: 10 mm
T	: 1 mm
SW	: 2 mm
A	: 3,5 mm
	: 60%



Malzeme Cinsi / Material	Kalınlık / Thickness (mm)	1000x2000 mm	1250x2500 mm	1500x3000 mm	 KG
DC01	0,8				2,56
	1				3,20
DX51	0,8				2,56
	1				3,20