
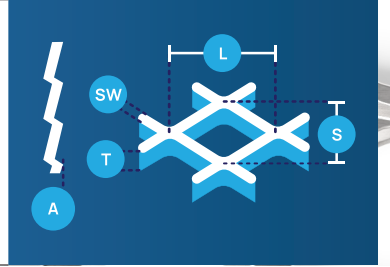


























































L	: 62 mm
S	: 30 mm
T	: 2 mm
SW	: 3 mm
A	: 6,5 mm
	: 80%



Malzeme Cinsi / Material	Kalınlık / Thickness (mm)	1000x2000 mm	1250x2500 mm	1500x3000 mm	KG
 S235JR	1,5				2,40
	2				3,20
	3				4,80
	4				6,40
	5				8,00
 DC01	1,5				2,40
	2				3,20
 DX51	1,5				2,40
	2				3,20
 AISI 304	1,5				2,40
	2				3,20
	3				4,80
	4				6,40
 ALUMINUM	1,5				0,90
	2				1,20
	3				1,80
	4				2,40