
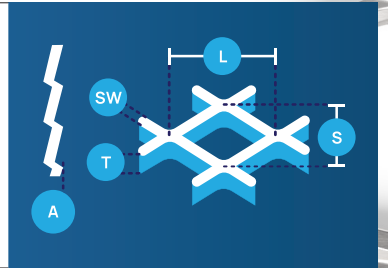










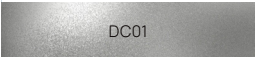


























L	: 82 mm
S	: 35 mm
T	: 2 mm
SW	: 3 mm
A	: 6 mm
	: 83%



Malzeme Cinsi / Material	Kalınlık / Thickness (mm)	1000x2000 mm	1250x2500 mm	1500x3000 mm	KG
 S235JR	1,5				2,06
	2				2,74
	3				4,11
	4				5,49
 DC01	1,5				2,06
	2				2,74
 DX51	1,5				2,06
	2				2,74
 AISI 304	1,5				2,06
	2				2,74
	3				4,11
 ALUMINUM	1,5				0,77
	2				1,03
	3				1,54
	4				2,06