
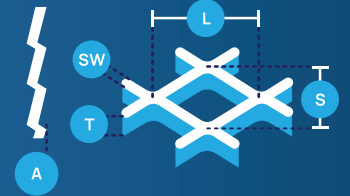






































































L	: 50 mm
S	: 18 mm
T	: 2 mm
SW	: 5 mm
A	: 8 mm
	: 44%



Malzeme Cinsi / Material	Kalınlık / Thickness (mm)	1000x2000 mm	1250x2500 mm	1500x3000 mm	KG
 S235JR	1,5				6,67
	2				8,89
	3				13,33
	4				17,78
	5				22,22
 DC01	1				4,44
	1,5				6,67
	2				8,89
 DX51	1				4,44
	1,5				6,67
	2				8,89
 AISI 304	1				4,44
	1,5				6,67
	2				8,89
	3				13,33
 ALUMINUM	4				17,78
	1				1,67
	1,5				2,50
	2				3,33
	3				5,00
	4				6,67