


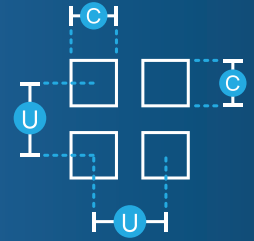































-  : 10 mm  
 : 14 mm  
 : %51



Malzeme Cinsi / Material	Kalınlık / Thickness (mm)	1000x2000 mm	1250x2500 mm	1500x3000 mm	KG
S235JR	1,50				5,73
	2,00				7,64
	3,00				11,46
DC01	0,50				1,91
	0,80				3,06
	1,00				3,82
	1,50				5,73
	2,00				7,64
DX51	0,50				1,91
	0,80				3,06
	1,00				3,82
	1,50				5,73
	2,00				7,64
AISI 304	3,00				11,46
	0,50				1,91
	1,00				3,82
	1,50				5,73
Alüminium	2,00				7,64
	0,50				0,69
	1,00				1,37
	1,50				2,06
	2,00				2,74
	3,00				4,11