
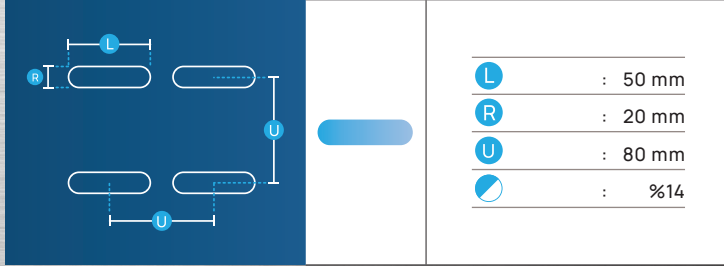




LR50x20 U80

1/1 ÖLÇEK 1/1 SCALE



Malzeme Cinsi / Material	Kalınlık / Thickness (mm)	1000x2000 mm	1250x2500 mm	1500x3000 mm	KG
DC01	0,50	☐	☐	☐	3,35
	0,80	☐	☐	☐	5,37
	1,00	☐	☐	☐	6,71
DX51	0,50	☐	☐	☐	3,35
	0,80	☐	☐	☐	5,37
	1,00	☐	☐	☐	6,71
AISI 304	0,50	☐	☐	☐	3,35
	1,00	☐	☐	☐	6,71
Alüminium	0,50	☐	☐	☐	1,20
	1,00	☐	☐	☐	2,41
	1,50	☐	☐	☐	3,61
	2,00	☐	☐	☐	4,82